



Ladybirds and Butterflies



We are so happy to have everyone back in school and hope that you are ready for the year ahead. We have got some very exciting things coming up this year and can't wait to get started.

### History and Science

This term is all about immersing the children in learning the exciting ways castles were built and changed over time.

We will be looking at:

Parts of a castle,

Jobs within the castle,









The people who lived there,

William the Conqueror,


How Motte and Bailey castles changed overtime.



In Science, we are learning about different materials and how and when they are used. It is important to always work scientifically so we will be exploring different types of materials and using a fair test to establish what they are suitable for. We have linked this to our History learning by exploring the different materials castles were made from and how and why this changed overtime.


 bricks	 glass	 paper	 plastic
 rubber	 steel	 polyester	 nylon

## English



In our English unit, we are learning about how to write instructions. As a hook for this, we have been looking at the book 'How to Wash a Woolly Mammoth.' Which has given the children a good understanding of chronology. Using the idea the children have decided to write their instruction leaflet about How to wash a Fire Dragon.

Next, we will be exploring the world of poetry through an exciting hook linked to our History work. The children will discover a dragon has been exploring our school woods and eating different objects and people. To fully immerse the children in the world of poetry we will be studying the book 'There was an old dragon who swallowed a knight.' The children will be tasked with writing the next stanza of the poem.



## Maths

This term we will be refreshing our understanding of place value, addition and subtraction. We will be doing this through a range of contextual stories, word problems, games and challenges. The children will be using concrete and abstract materials to help them visualise numbers and compare them using more than and less than signs.



The children will be using part whole models to help represent and split numbers in a variety of different ways. This will help deepen their understanding of number and partitioning into tens and ones.

We will also be exploring counting in 2s, 5s and 10s using number lines and concrete resources to help begin their journey into timetables.

## PSHE (Jigsaw)

The topic for the first half term is 'Being Me'. We will be exploring our emotions and thoughts and feelings around how important it is to be yourself. Celebrating their strengths and the aspects they bring to their class community.



We will then move on to 'Celebrating Differences.' The children will look at challenges and differences people face in their everyday life and how they overcome these challenges.



## RE



In RE lessons this term the children will be exploring wisdom. We will be introducing the Myrti/statue and images of Ganesh. Discussing what they may already know about this particular God. We will be linking the context of wisdom to the story of Ganesh.

## PE

In PE this year, we will be following the Real PE scheme and framework. In our first unit we will be helping the children to develop and apply their footwork and one leg balance through focused skill development sessions, cooperative and competitive games.



## Spelling and Phonics

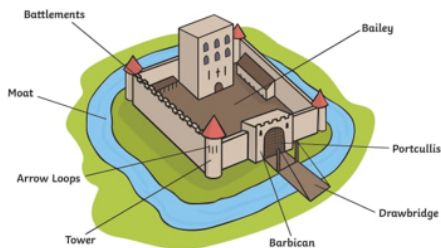
We will be having daily spelling lessons looking at common exception words and a range of spelling patterns concentrating this term on prefixes and homophones (words that are spelled differently by sound the same) through the use of the jungle spelling programme.



In phonics the children will have daily lessons focusing on one sound a week linked to their reading book which will be sent home every Friday.

# Castles

Beliefs      Settlements



10 <sup>th</sup> Century	11 <sup>th</sup> Century	12 <sup>th</sup> Century	14 <sup>th</sup> Century
Saxon ditch and rampart castle with wooden fences	Mote and bailey castle with wooden walls	Norman keep and curtain walls of stone	Courtyard Castle surrounded by a moat

**Vocabulary**

Castles	Battlements
Normans	Moat
Settlements	Portcullis
Royalty	Drawbridge
Battles	Arrow slits
Invasion	Dungeon
William the Conqueror	Keep
	Motte and bailey
	Peasants
	Knights
	Nobles

## Key Facts

- The first castles were built by the Normans and were called motte and bailey castles.
- Everything about the castle was built to keep the people inside safe. People settled around castles
- Castles often had a chapel within the walls and were an integral part of castle life. Some had more than one.



<p><b>Puzzle One – Being Me in My World</b> Autumn 1: 'Who am I and how do I fit?'</p>	<p><b>Content Overview:</b> Hopes and fears for the year Rights and responsibilities Rewards and consequences Safe and fair learning environment Valuing contributions Choices Recognising feelings</p>	<p><b>Vocabulary</b> Worries, Hopes, Fears, Responsible, Actions, Praise, Positive, Negative, Choices, Co-Operate, Problem-Solving</p> <p><b>Song:</b> Together as One <b>Puzzle Outcome:</b> Whole School Learning Charter</p>
<p><b>DfE Statutory Relationships &amp; Health Education Guidance.</b> <small>(R7) how important friendships are in making us feel happy and secure, and how people choose and make friends</small></p>		<p><b>Example of Floor book:</b></p>