

Moorlands Primary School


New Entrants Information Evening



Outline

- About Moorlands
- Early Years Foundation Stage Curriculum
- How can you help your child?
- Uniform
- A Healthy School
- Transition and Induction Arrangements
- Friends of Moorlands

About Moorlands



Early Years Foundation Stage Curriculum

Seven Areas of Learning

Three Prime Areas:

Personal Social and Emotional Development

- Self Regulation
- Managing Self
- Building Relationships



Communication and Language

- Listening, Attention and Understanding
- Speaking



Physical Development

- Gross Motor Skills
- Fine Motor Skills




Early Years

Foundation Stage Curriculum

Four Specific Areas:

Expressive Arts and Design

- Creating with Materials
- Being Imaginative and Expressive



Literacy

- Comprehension
- Word Reading
- Writing



Mathematics

- Number
- Numerical Patterns



Understanding the World

- Past and Present
- People, Culture and Communities
- The Natural World



Early Years Foundation Stage Curriculum

Characteristics of Effective Learning

These are the learning behaviours we promote and instil in children in order for them to become more effective and successful learners.

Playing and Exploring

- Making choices
- Exploring and curiosity
- Planning and thinking
- Make independent choices
- Have their own interests
- Try new things



Active Learning

- Routines and predicting sequences
- Aiming for a goal
- Keep on trying and persevering
- Bouncing back after difficulties occur



Creating and Thinking Critically

- Imaginative play
- Sorting
- Reviewing
- Problem solving
- Thinking
- Understanding others
- Confident
- Making links
- Concentrating and engaged




How can you help your child?



Encourage independence with getting dressed and undressed. Provide Velcro shoes if they cannot tie shoelaces and show them how to use zips and buttons on coats.


Support children by allowing them to take responsibility for their own belongings- let them carry their own book bag and lunchbox and change their reading book. Try not to do it for them!



Support your child with any games or activities that they may bring home. It really does show when parents support their child's learning outside of school.



Sing number and letter songs and play lots of speaking and listening games- I spy and counting items in the shopping basket are educational and fun!



Transition Project

All of your children's current Early Years Settings have been asked if they would like to take part in a transition project to help the children's transition into school. This will mean they start a topic of work at their pre-school or child minder which will then continue when they start school with us in September for a couple of weeks. This will give them a sense of familiarity; some activities that they have done in their Early Years setting will be repeated at school and we will also build upon these activities to give children time to progress further.

This year our project topic is

'The Rainbow Fish'

Here are some of the activities your children may be doing at nursery which you could also start to do at home over the summer before your children start in September to help aid their transition into school.

- Read the story
- Use soft toys/ puppets to retell the story
- Lots of sensory experiences provided around under the sea
- Art work of rainbow fish.



Proud Parents

Proud Parent Certificate



These are a very important part of our curriculum that we need you to contribute to. Proud Parent Certificates give you an opportunity to provide us with information about what your child does at home towards all areas of our curriculum from making relationships, to reading, writing and maths, to role play and music. You can write us a Proud Parent Certificate for any of your child's achievements whether this be something academic or a family trip or a hobby your child has. They are now a compulsory part of the assessment process in all Early Years settings and so you will find these in book bags each week. Please help us by sharing your child's special moments with us. We do also use Tapestry for logging some wow moment observations of children. Parents have access to this to read observations as well as being another way of contributing your own.



Child's Name:

Date:

Parent/Carer's Name:



Home Resource Pack

The Home Resource Pack will provide you with key materials to keep at home.

These are a replica of what we use at school to help support the teaching of basic skills throughout the year.

A pack of these resources will have been sent in the post or in your child's book bag if you have an older child in the school. If you require an extra pack for any reason please ask a member of staff who will happily assist you.



Home Resource Pack

- In your pack there is an explanation of all the items included and how they can be used and why we use them. This information is also available in Polish; if you require a copy with the Polish translation please ask a member of staff.
- If you have any further questions on these packs please feel free to ask any time at one of our transition sessions or at the home visit.
- Throughout the year we will be running workshops for the parents which gives us a chance to go through strategies and learning in more depth. We are really keen to work together through home/school partnerships and ask for your support in attending these to help us support your child's learning and progress.
- We will be running workshops on ECaT (Every Child a Talker – speech and language support), maths and phonics – reading and writing, throughout the year but would love to know what else you may feel you would benefit from, there are suggestion sheets for you to note down any ideas or requests you may have; and we will do our best to meet as many of these over the course of the year as possible.

Home Resource Pack



- Proud Parent certificates – these are your way of contributing to your child’s learning journey and helping us with our assessments of what your child can do. Children will often have opportunities to show their skills at home, which we don’t get to see at school, such as playing in the park, using a phone or a TV control, going to football club or swimming lessons, visiting family or joining in with a celebration. We love to know what your children can do, so please share it with us. Sometimes we will send home certificates with a certain area of our Early Years curriculum on, that we are looking for more evidence for, but here are two blank ones to get you started; more blank ones are always available and are by the classroom door. In your pack you will also find a booklet with examples of ideas of what you may wish to share with us.



- Number Cards – you have number cards from 0-20 to help your child learn to recognise and order numbers. These can be cut up if you wish to help your child order them and recognise each number randomly.




- Number Rhymes – we say these rhymes at school for each number to describe the shape of the number, it can help children to remember what number it is and how to write the number too.


Home Resource Pack



- Alphabet Chart – this will help your child with writing and will make more sense as the weeks go on. Phonics is where the children will be learning each sound a letter makes as well as the letter name. This is to help them sound out words to read and write. Each week your child will learn new sounds and you will be sent home a letter to let you know which sounds your child has learnt. For each letter sound there is a rhyme and a picture to help your child remember it; these will also be on the letter. These are the pictures you will see on your alphabet chart and sound mat'. Your child will learn to break words down into sounds and when they are writing they often hear the sound but may not remember what it looks like; this is what we use the alphabet chart for.



- Tricky Words – these are the words that are the exceptions to the rules that your child will be taught when learning to read. They are tricky words as they can not be sounded out with the letter sounds that your child will learn in phonics, and therefore needs to be recognised as a whole word. Once your child knows these first 6 tricky words on the orange sheet, there is a new set for them to learn so please let us know when you think your child knows them.



- Menu – this is a copy of the hot dinner choices for you, just so you know what your child can have for lunch each day. A new menu will start after half term. Your child's school dinner does not need to be picked in advance, they will select what they would like each morning. If your child has any dietary needs i.e. allergies or foods they are not allowed this should be written on the questionnaire and we will ensure your child doesn't pick a dinner which has any of these items in it



Home visits/Parent, child and teacher meeting

- Home Visits are a 1:1 opportunity for you and your child to meet with the class teacher and TA. You will be given a slot to come and speak with the teacher. Please use the sheets on the table here to write down your days that you are available – show as many that you are available. We will try our very best to accommodate this.
- It is a lovely occasion in which you and your child get to know their teachers and teaching assistants and show us anything they wish to share.
- At the meeting we will be asking the children to create an 'All about me' bag, which they can then bring into school and share with their peers to help the children get to know one another. More information on this will be given at the meeting.

School Uniform

- Black /Grey trousers or skirt.
- Grey pinafore or blue checked dress.
- White shirt / Polo shirt
- Blue sweatshirt / Cardigan
- Please clearly label **all** items.

The following items are available from Skoolkit with the school logo on:

- Book bags
- Sweatshirts / Cardigans
- Polo shirts
- Fleeces
- Caps
- Backpacks



PE kit



- White t-shirt
- Black shorts
- Trainers or plimsolls.

- Provide plimsolls or trainers in the Summer term only.
- Please check all clothes are clearly named.


Moorlands- A healthy school!

- Every class has access to cold filtered water and the school will provide a water bottle
- We ask that children bring in a ***fresh/dried*** piece of ***fruit/veg*** for their morning snack - we do not allow any other snacks, including sugary fruit bars substitutes.
- We provide fruit for the afternoon while they are in the lower school.
- We also support healthy lunchboxes.




Please note
we are a **nut**
free school
due to
children's
allergies. This
includes any
products
such as
hazelnut
chocolate
spread or
biscuit bars.

A healthy lunchbox



School Dinners

- Menu with meat and vegetarian options each day – 3 weekly rolling programme
- All Reception children are entitled for Free School Dinners every day.



Transition Arrangements

Thursday 23rd June– Stay and Play Session

Parents and children - Get to know the Foundation Stage team in the classrooms.

9.30 – 10.30 Autumn and Spring Entrants (D.O.B 01/09/17 – 31/3/18)

10.45 – 11:45 Summer Entrants (D.O.B 01/4/18 - 31/08/18)

The session will finish with a story and songs for the children . This will give an opportunity for the parents to come away separately and ask any questions and talk amongst themselves and with teachers/TAs.

Tuesday 28th June - Stay and Play Session

Parents and children - Get to know the Foundation Stage team in the classrooms.

9.30 – 10.30 Autumn and Spring Entrants (D.O.B 01/09/17 – 31/3/18)

10.45 – 11:45 Summer Entrants (D.O.B 01/4/18 - 31/08/18)

The session will finish with a story and songs for the children . This will give an opportunity for the parents to come away separately and ask any questions and talk amongst themselves and with teachers.

Transition Arrangements

Wednesday 6th July – Taster Session and Parent Information Session

Children only – Music and Play with the Early Years Team.

9.30 – 10.30 Autumn and Spring Entrants (D.O.B 01/09/17 – 31/3/18)

10.45 – 11:45 Summer Entrants (D.O.B 01/4/18 - 31/08/18)

Children will be dropped off in the classroom by parents. Parents will then be in a separate room for an information session – parents will need to attend and stay on school site.

Monday 11th July– Taster Session

Children only – Time in class with their Class Teacher and Teaching Assistant.

9.30 – 10.30 Autumn and Spring Entrants (D.O.B 01/09/17 – 31/3/18)

10.45 – 11:45 Summer Entrants (D.O.B 01/4/18 - 31/08/18)

Children will be dropped off in the classroom by parents. Parents have the opportunity to go into the hall for refreshments and meet other parents if you wish. You do not have to stay in school for this session if you do not wish to.

Additional Transition Arrangements

- Every early years setting is contacted to discuss every child which is coming to us in September. I will be visiting each setting in a couple of weeks time.
- If your child has SEND then your child's current Early Years setting should be arranging for us to meet with them to discuss this in more detail – you are invited to join this meeting. Please let us know if you think this may be necessary for your child and has not yet been arranged.
- Jumpin' jax (soft play centre) have set up play dates for parents across the city so children can meet others they will be at school with. It is an opportunity for them to come together and both parents and children to get to know each other – **Moorlands school date is Monday 29th August.** Information is shared on the Jumpin' Jax Facebook page. This is all arranged by Jumpin' Jax and not school. It is a lovely opportunity to help build friendships and Jumpin' Jax have kindly set this up, arranging a date for every school across the city of Southampton.

Induction Arrangements

Home Visits – Week beginning Monday 5th September

Monday 5th – Thursday 8th September **Sign-up for best days – this is a preferred date which we will do our best to accommodate.**

Week 1 – Week beginning: 12th September

Autumn and Spring Entrants (D.O.B 01/09/17 – 31/3/18)

8.50 – 12.45pm (Mornings and lunch – collect at 12.45pm)

Summer Entrants (D.O.B 1/4/18 - 31/08/18)

1.15 – 3.15pm

Week 2 - Week beginning: 19th September

All children are in full time

8:50 – 3:15pm

Governing Body

- Roles and Responsibilities

Friends of Moorlands

- Parent Teacher Association
- Hugely supportive of school and actively involved in raising money
- Responsible for planning many events, such as fayres, discos and adult social evenings
- All welcome – looking for new parents to join the FOM team



You will find lots of information on our school website including the transition information. You now have the opportunity to have another look at our Early Years base. Please feel free to ask any further questions you may have.

Thank you.

