



Ladybirds and Butterflies



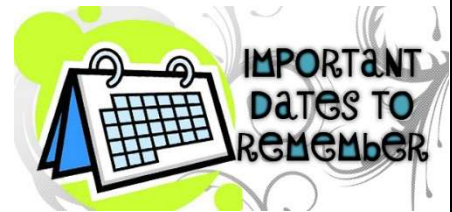
We hope you all had a restful Easter break!

### Important Dates

Wednesday 23<sup>rd</sup> April Maths Stay and Play session 2:30 pm  
Wednesday 30<sup>th</sup> April 2:30pm Year 2 Art Gallery  
Thursday 8<sup>th</sup> May Tudor House School trip  
Reading Mornings Every Wednesday Morning

PE Days-

Tuesdays and Thursdays. Children may come into school in their PE kits on these days.



### History and Geography

This half term in History, the children will be exploring the Protestant reformation, Henry VIII, dissolution of the monasteries, the religious changes of Edward VI and the reputation of Mary I.



In Geography, the children will be exploring the climate and human features of Scandinavia. Scandinavia refers to a region in Northern Europe and it consists of three countries- Denmark, Norway and Sweden.


### Science

This half term in Science is all about an introduction to electricity. Children will learn about what appliances use electricity, find out about simple circuits and learn how to stay safe using electricity.




Introduction to Electricity

## English



We will be exploring the book *Ice Bear* which will teach the children important facts about how Polar Bears live. Using these facts the children will be writing a non-chronological report all about Ice Bears.



Our next book is called *Big Bear, Little Bear* and is a fiction story. In this unit, children will use their knowledge of Polar Bears and the Arctic from 'Ice Bear' and the narrative skills to write a diary in role as the Inuit boy, Minik.

## Maths

This term, your child will be focusing on fractions and time as part of the White Rose Maths scheme.

### Fractions

Your child will:

- ✓ Learn about halves, thirds, and quarters using shapes, objects, and numbers.
- ✓ Understand the difference between unit fractions (e.g.,  $\frac{1}{2}$ ) and non-unit fractions (e.g.,  $\frac{3}{4}$ ).
- ✓ Practise counting in fractions to build confidence.
- ✓ Solve real-life fraction problems, such as sharing food or dividing objects fairly.

### Time

Your child will:

- ✓ Tell the time to the nearest five minutes, including "quarter past" and "quarter to."
- ✓ Learn about hours, minutes, and days to understand how time works.
- ✓ Compare and order events (e.g., morning, afternoon, evening).
- ✓ Work on practical time problems, such as how long an activity lasts.

By the end of the term, they will have a stronger understanding of fractions and telling the time, helping them apply these skills in everyday life! 😊 🗺️

## PSHE (Jigsaw)

This term, your child will be learning about relationships and how to build positive connections with others.

Key Learning Areas:

- ✓ Families – Understanding that families are all different but are important for love and support.
- ✓ Keeping Safe – Physical Contact – Learning about safe and unsafe touch and knowing how to speak up if they feel uncomfortable.
- ✓ Friends and Conflict – Understanding how to resolve disagreements and be a good friend.
- ✓ Secrets – Knowing the difference between good and bad secrets and when to ask for help.
- ✓ Trust and Appreciation – Recognising people who support them and learning how to show appreciation.
- ✓ Celebrating Special Relationships – Thinking about the important people in their lives and why they matter.

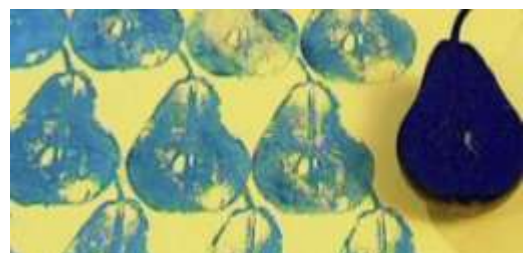
This unit helps children develop confidence, empathy, and healthy relationship skills in an age-appropriate way. 😊👏

## RE

This term, your child will be exploring ideas about Heaven and beliefs about God in a way that encourages thoughtful discussions and personal reflection.

## ART

In ART this half term we are looking at pattern and printmaking.



This lesson is in a series that introduces Year 2 children to patterns and printmaking. The starting point of any pattern is the single element that will be repeated. This is called a motif. A motif is a single image, shape or symbol. A motif can be repeated and arranged in many different ways in order to create different types of pattern.

DT

In the Summer term children will be designing and making their own stuffed toy or puppet. They will use a template to cut out two identical shapes and then join them together using techniques such as stitching, gluing or stapling. They will use a finishing technique, such as sequins or buttons, to finish their product.



### Spelling and Phonics

We will be having daily spelling lessons looking at common exception words and a range of spelling patterns concentrating this term on prefixes and homophones (words that are spelled differently but sound the same) through the use of the jungle spelling programme.



In phonics the children will have daily lessons focusing on one sound a week linked to their reading book which will be sent home every Friday.