

Geography Progression at Moorlands



In Year 6, the children learn about South America. They explore the different countries, the population and how life there is different to life in the UK.

The children build on their knowledge of physical process and learn about the formation of mountains. The children also learn about chocolate production and how that is shipped around the world.

The main focus in year 5 is Biomes and Climate zones. The children learn about different biomes and focus on polar, rainforest and deciduous forest. The children build on their previous knowledge to discuss how these biomes are used and influenced by humans. They then learn about distribution of natural resources with a focus on bananas and how they are shipped across the world.

Year 4 study Rivers in depth. They learn about the different elements of a river and how they change over time. They learn about the water cycle and how that impacts on rivers and also how humans use these changes.

They then name and locate rivers around the world and compare their size and use.



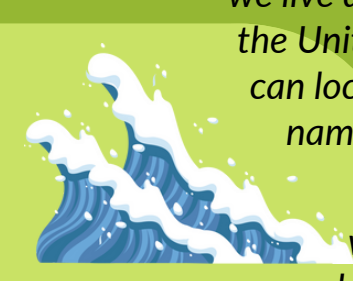

Year 3 begin their Geographic learning by locating volcanoes around the world. They then explore what a volcano is and why they exist. They also discuss why humans choose to live near to volcanoes. They then develop their understanding of the United Kingdom further and locate counties and cities within the UK. They look at regions that are different to where they live.

In Year 2 the children build on their knowledge of where we live and begin to look at the United Kingdom. They can locate on a map and name the countries.

They then look a bit wider and name and locate the oceans and continents of the world.

Year 1 look at the Physical and Human features of the local community (Bitterne). They then compare this to an area of the Caribbean. They will use world maps to locate these places. The focus is then narrowed in the next unit where the children look at the United Kingdom with a focus on the types of weather that we experience. Comparisons are drawn with other places around the world.

The children begin their journey into Geography by learning about their immediate environment through observations, discussions, stories, texts and maps. They identify, in simple terms, similarities and differences between life in this county and some others.



Location



Physical Features



Human Features



Diversity



Physical Processes



Human Processes



Techniques